

2022 MAJOR COUNTY ASSESSOR'S OFFICE REPORT TO THE EXCISE BOARD

07/28/2022

City/Village

DISTRICT	DESCRIPTION	PERSONAL PROPERTY	REAL PROPERTY	PUBLIC SERVICE	TOTAL VALUATION	HOMESTEAD EXEMPTIONS	OTHER EXEMPTIONS	NET VALUATION
T01	I-92A Ames City	256,792	785,465	276,319	1,318,576	55,096	0	1,263,480
T02	I-4C Cleo City	47,930	837,214	249,058	1,134,202	68,919	13,887	1,051,396
T03	I-84F FVW City	2,788,281	13,757,841	620,121	17,166,243	554,472	23,358	16,588,413
T04	I-1M Meno City	210,095	832,692	123,807	1,166,594	42,000	0	1,124,594
T05	I-1R Rngwd City	252,104	1,572,421	383,010	2,207,535	81,000	0	2,126,535
T06	J-8 Seiling City	89,355	925,535	6,740	1,021,630	0	0	1,021,630
CITY/VILLAGE TOTAL VALUATION		3,644,557	18,711,168	1,659,055	24,014,780	801,487	37,245	23,176,048

County

DISTRICT	DESCRIPTION	PERSONAL PROPERTY	REAL PROPERTY	PUBLIC SERVICE	TOTAL VALUATION	HOMESTEAD EXEMPTIONS	OTHER EXEMPTIONS	NET VALUATION
C001	Major County General	60,264,143	56,965,531	65,870,398	183,100,072	1,865,530	145,017	181,089,525
COUNTY TOTAL VALUATION		60,264,143	56,965,531	65,870,398	183,100,072	1,865,530	145,017	181,089,525

Fire-District

DISTRICT	DESCRIPTION	PERSONAL PROPERTY	REAL PROPERTY	PUBLIC SERVICE	TOTAL VALUATION	HOMESTEAD EXEMPTIONS	OTHER EXEMPTIONS	NET VALUATION
EMS1	EMS-1	58,854,445	56,014,284	65,097,603	179,966,332	1,832,897	145,017	177,988,418
EMS2	EMS-2	1,409,698	951,247	772,795	3,133,740	32,633	0	3,101,107
FIRE-DISTRICT TOTAL VALUATION		60,264,143	56,965,531	65,870,398	183,100,072	1,865,530	145,017	181,089,525

School

DISTRICT	DESCRIPTION	PERSONAL PROPERTY	REAL PROPERTY	PUBLIC SERVICE	TOTAL VALUATION	HOMESTEAD EXEMPTIONS	OTHER EXEMPTIONS	NET VALUATION
I001	I-1 Ringwood	7,247,242	10,530,934	5,077,348	22,855,524	409,000	63,792	22,382,732
I004	I-4 Aline-Cleo	2,442,823	3,829,958	9,719,120	15,991,901	173,919	13,887	15,804,095
I084	I-84 Fairview	21,802,535	24,433,156	3,860,468	50,096,159	882,314	46,696	49,167,149
I092	I-92 Cimarron	10,201,614	7,218,933	38,727,647	56,148,194	180,096	0	55,968,098
JT02	J-2 Mooreland	586,264	420,996	373,185	1,380,445	1,000	0	1,379,445
JT03	J-3 Waynoka	5,982,506	2,262,322	2,293,104	10,537,932	29,000	0	10,508,932
JT08	J-8 Seiling	8,622,054	5,806,611	4,386,637	18,815,302	112,568	20,642	18,682,092
JT09	J-9 Okeene	1,627,485	1,100,454	214,416	2,942,355	28,000	0	2,914,355

2022 MAJOR COUNTY ASSESSOR'S OFFICE REPORT TO THE EXCISE BOARD

07/28/2022

JT105	J-105 Canton	1,409,698	951,247	772,795	3,133,740	32,633	0	3,101,107
JT16	J-16 Hennessey	26,464	25,315	7,967	59,746	1,000	0	58,746
JT42	J-42 Chisholm	33,682	46,975	5,999	86,656	0	0	86,656
JT85	J-85 Drummond	89,798	68,819	318,137	476,754	3,000	0	473,754
JT93	J-93 Timberlake	191,978	269,811	113,575	575,364	13,000	0	562,364
SCHOOL TOTAL VALUATION		60,264,143	56,965,531	65,870,398	183,100,072	1,865,530	145,017	181,089,525

Vo-Tech

DISTRICT	DESCRIPTION	PERSONAL PROPERTY	REAL PROPERTY	PUBLIC SERVICE	TOTAL VALUATION	HOMESTEAD EXEMPTIONS	OTHER EXEMPTIONS	NET VALUATION
VT10	Vo-Tech 10	49,939,049	49,630,804	26,818,615	126,388,468	1,682,434	145,017	124,561,017
VT15	Vo-Tech 15	10,325,094	7,334,727	39,051,783	56,711,604	183,096	0	56,528,508
VO-TECH TOTAL VALUATION		60,264,143	56,965,531	65,870,398	183,100,072	1,865,530	145,017	181,089,525

I, DONISE ROGERS, Assessor of Major County Oklahoma, do hereby certify that the foregoing is a true and correct statement of valuations for Real Estate, Personal Property, Public Service and Homestead Exemptions as certified by the State Board of Equalization and shown by the records in the County Assessor's office. Subscribed by my name and affixed the seal of the County Assessor's office on this day of 07/28/2022.

State of Oklahoma)
) SS
 Major County)

Donise Rogers

DONISE ROGERS
 County Assessor
 Major County



I, Kathy McClure, County Clerk of Major County Oklahoma, do hereby certify that the above is a true, correct and complete list of the valuations of Major County Oklahoma certified by the Major County Assessor's office.

Kathy McClure

Kathy McClure
 County Clerk
 Major County



Seal

Excise Board:

[Signatures]

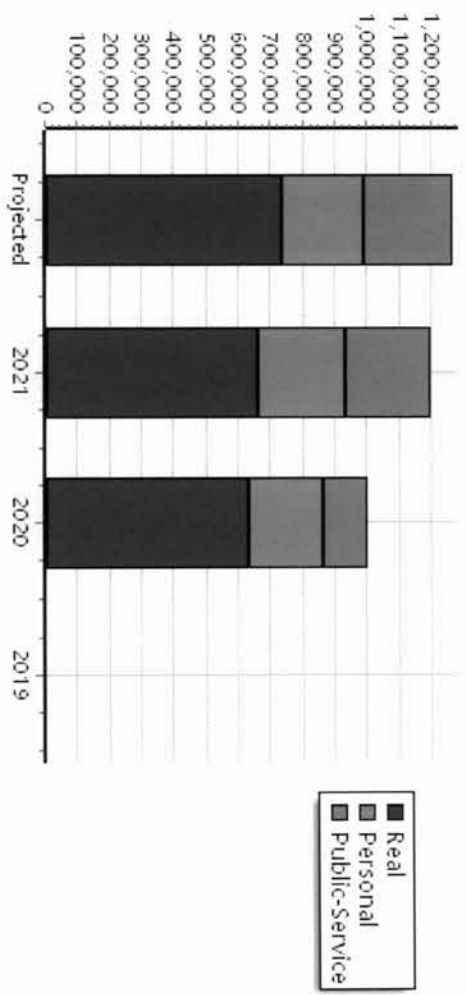
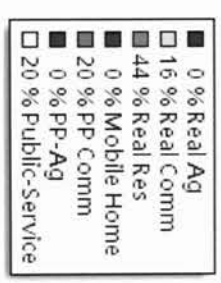
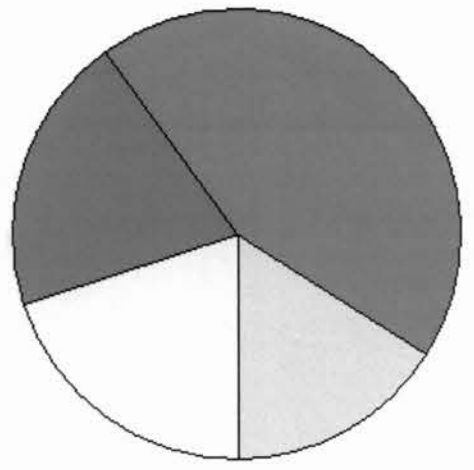
8-1-2022
 Date

Real	Count	Value
Agricultural	17	5,999
Commercial	26	203,055
Residential	138	576,411
Total Real Value	181	785,465
Homestead	55	55,096
Veteran	0	0
Other	0	0
Total Exempt	56	55,096
TIF Increment Value		
Net Assessed		730,369
Net Assessed Under Protest		
Senior Freeze	10	57,571
Capped Parcels	167	430,496

Personal	Count	Value
Agricultural	0	0
Commercial	15	256,145
Mobile Home	1	647
Total Personal	16	256,792
Total Exempt	0	0
TIF Increment Value		
Net Assessed		256,792
Net Assessed Under Protest		
Public Service	Count	Value
Total PS Value	10	276,319
TIF Increment Value		
Net Assessed		276,319

District Totals	
Total Gross Value	1,318,576
Homestead Loss	55,096
Other Exemption Loss	0
TIF Increment Value	
Retained TIF Value	
Net Assessed Value	1,263,480

Net Assessed Under Protest
 * Public Service Protests Values are not included on this report.

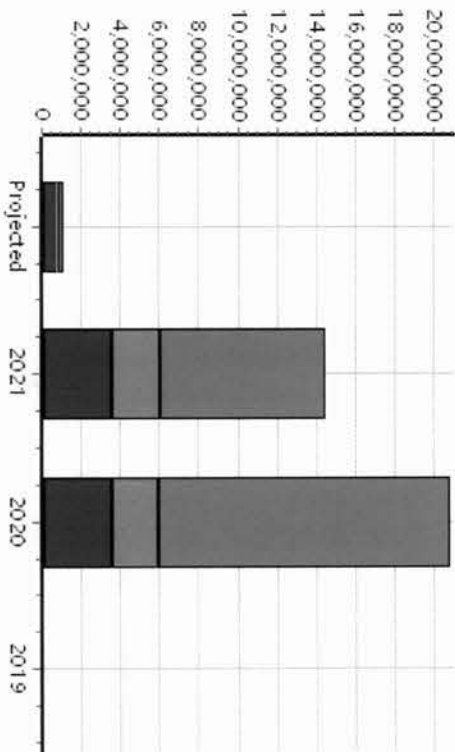
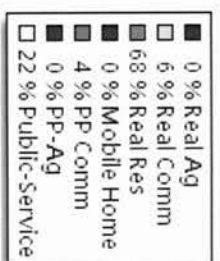
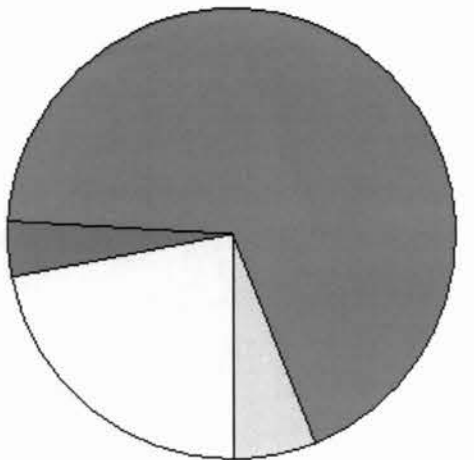


Real	Count	Value
Agricultural	4	1,415
Commercial	22	74,716
Residential	201	761,083
Total Real Value	227	837,214
Homestead	69	68,919
Veteran	1	13,887
Other	0	0
Total Exempt	70	82,806
TIF Increment Value		
Net Assessed		754,408
Net Assessed Under Protest		
Senior Freeze	3	6,810
Capped Parcels	81	262,150

Personal	Count	Value
Agricultural	1	1,475
Commercial	14	45,192
Mobile Home	3	1,263
Total Personal	18	47,930
Total Exempt	0	0
TIF Increment Value		
Net Assessed		47,930
Net Assessed Under Protest		
Public Service		
Total PS Value	9	249,058
TIF Increment Value		
Net Assessed		249,058

District Totals	Count	Value
Total Gross Value		1,134,202
Homestead Loss		68,919
Other Exemption Loss		13,887
TIF Increment Value		
Retained TIF Value		
Net Assessed Value		1,051,396

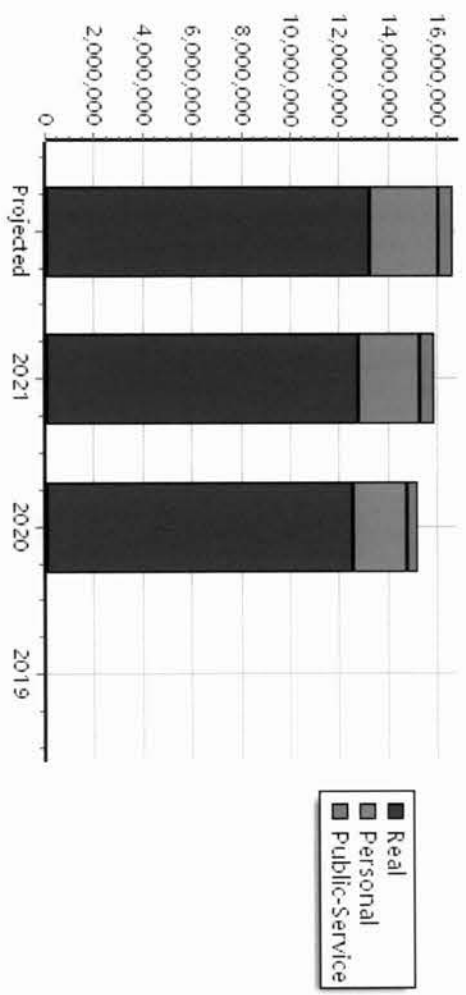
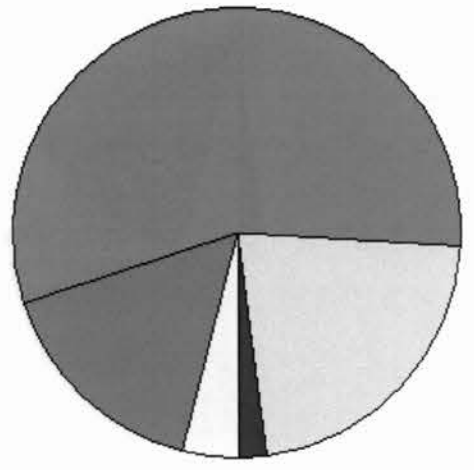
Net Assessed Under Protest
 * Public Service Protests Values are not included on this report.



Real	Count	Value
Agricultural	61	468,999
Commercial	259	3,818,568
Residential	1,280	9,470,274
Total Real Value	1,600	13,757,841
Homestead	548	554,472
Veteran	4	23,358
Other	0	0
Total Exempt	560	577,830
TIF Increment Value		
Net Assessed		13,180,011
Net Assessed Under Protest		
Senior Freeze	49	59,635
Capped Parcels	365	3,466,630

Personal	Count	Value
Agricultural	14	76,576
Commercial	203	2,684,378
Mobile Home	16	27,327
Total Personal	233	2,788,281
Total Exempt	0	0
TIF Increment Value		
Net Assessed		2,788,281
Net Assessed Under Protest		
Public Service	Count	Value
Total PS Value	11	620,121
TIF Increment Value		
Net Assessed		620,121

District Totals	
Total Gross Value	17,166,243
Homestead Loss	554,472
Other Exemption Loss	23,358
TIF Increment Value	
Retained TIF Value	
Net Assessed Value	16,588,413



Net Assessed Under Protest
 * Public Service Protests Values are not included on this report.

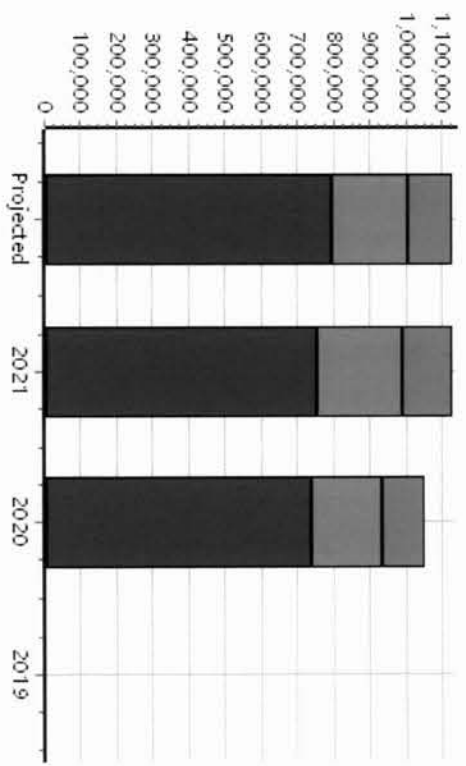
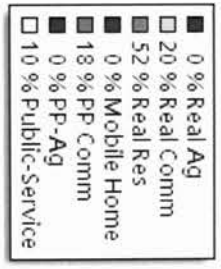
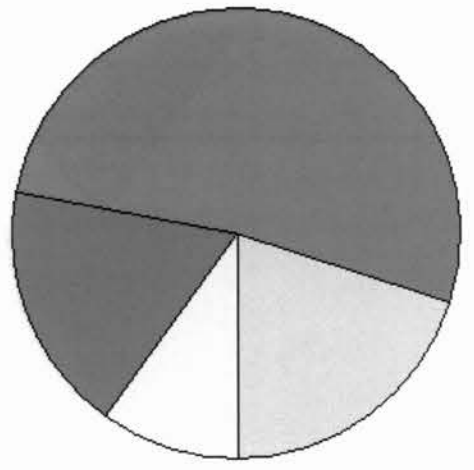
Real	Count	Value
Agricultural	0	0
Commercial	20	233,942
Residential	107	598,750
Total Real Value	127	832,692
Homestead	42	42,000
Veteran	0	0
Other	0	0
Total Exempt	42	42,000
TIF Increment Value		
Net Assessed		790,692
Net Assessed Under Protest		
Senior Freeze	2	0
Capped Parcels	44	348,910

Personal	Count	Value
Agricultural	1	272
Commercial	14	209,241
Mobile Home	1	582
Total Personal	16	210,095
Total Exempt	0	0
TIF Increment Value		
Net Assessed		210,095
Net Assessed Under Protest		
Public Service	Count	Value
Total PS Value	7	123,807
TIF Increment Value		
Net Assessed		123,807

District Totals	
Total Gross Value	1,166,594
Homestead Loss	42,000
Other Exemption Loss	0
TIF Increment Value	
Retained TIF Value	
Net Assessed Value	1,124,594

Net Assessed Under Protest

* Public Service Protests Values are not included on this report.



Real	Count	Value
Agricultural	0	0
Commercial	31	312,639
Residential	206	1,259,782
Total Real Value	237	1,572,421
Homestead	80	81,000
Veteran	0	0
Other	0	0
Total Exempt	81	81,000

Personal	Count	Value
Agricultural	0	0
Commercial	26	217,404
Mobile Home	17	34,700
Total Personal	43	252,104
Total Exempt	0	0

TIF Increment Value
Net Assessed 252,104
Net Assessed Under Protest

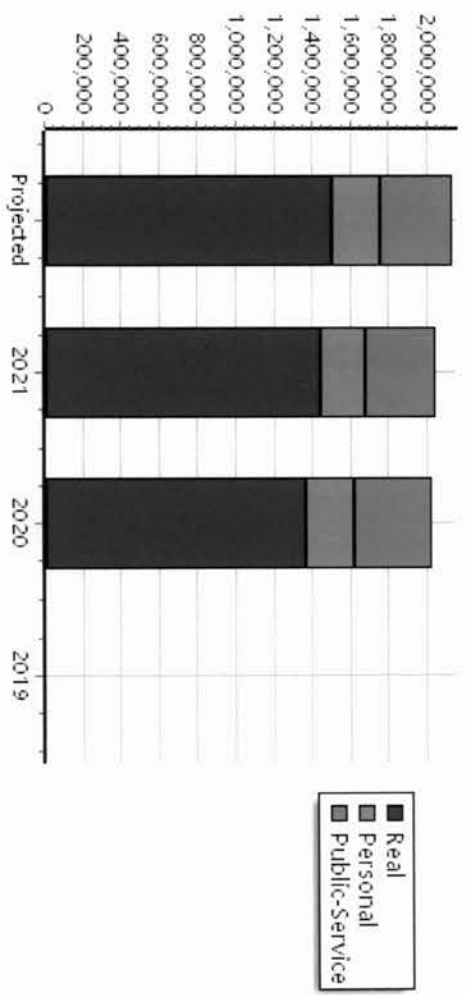
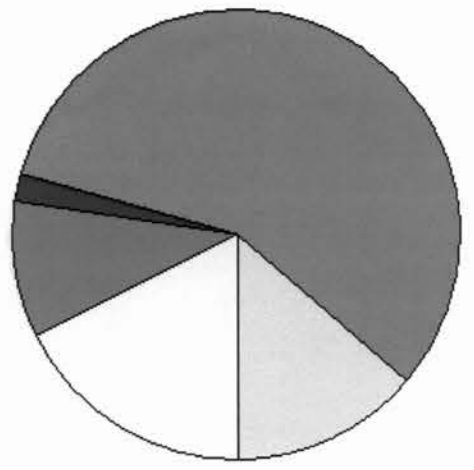
Public Service	Count	Value
Total PS Value	9	383,010
TIF Increment Value		
Net Assessed		383,010

District Totals		
Total Gross Value		2,207,535
Homestead Loss		81,000
Other Exemption Loss		0

TIF Increment Value
Retained TIF Value
Net Assessed Value 2,126,535

Net Assessed Under Protest

* Public Service Protests Values are not included on this report.



Real	Count	Value
Agricultural	1	670
Commercial	2	924,127
Residential	1	738
Total Real Value	4	925,535
Homestead	0	0
Veteran	0	0
Other	0	0
Total Exempt	0	0

TIF Increment Value		
Net Assessed		925,535

Net Assessed Under Protest		
Senior Freeze	0	0
Capped Parcels	1	9,615

Personal	Count	Value
Agricultural	0	0
Commercial	4	89,355
Mobile Home	0	0
Total Personal	4	89,355
Total Exempt	0	0

TIF Increment Value		
Net Assessed		89,355

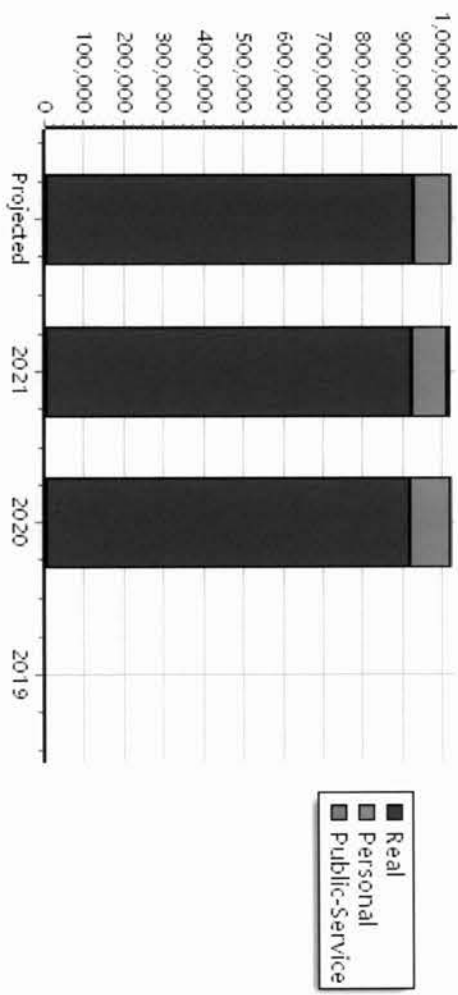
Net Assessed Under Protest		
Public Service	Count	Value
Total PS Value	2	6,740
TIF Increment Value		
Net Assessed		6,740

District Totals	Count	Value
Total Gross Value		1,021,630
Homestead Loss		0
Other Exemption Loss		0
TIF Increment Value		
Retained TIF Value		
Net Assessed Value		1,021,630

Net Assessed Under Protest		
* Public Service Protests Values are not included on this report.		

2022 MAJOR COUNTY ASSESSOR'S OFFICE

Page : 8



Real	Count	Value
Agricultural	4,998	21,658,208
Commercial	479	11,204,354
Residential	3,105	24,102,969
Total Real Value	8,582	56,965,531
Homestead	1,847	1,865,530
Veteran	13	145,017
Other	0	0
Total Exempt	1,882	2,010,547
TIF Increment Value		
Net Assessed		54,954,984
Net Assessed Under Protest	0	0
Senior Freeze	138	360,611
Capped Parcels	2,503	9,163,126

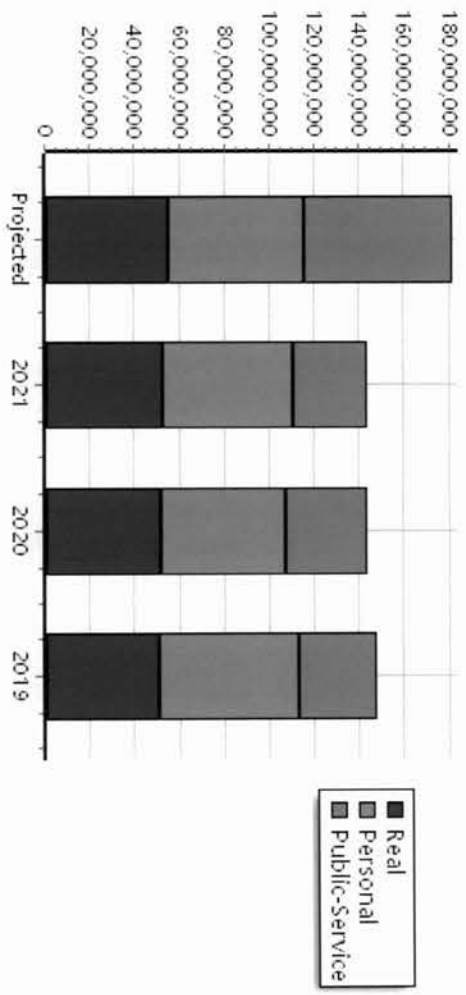
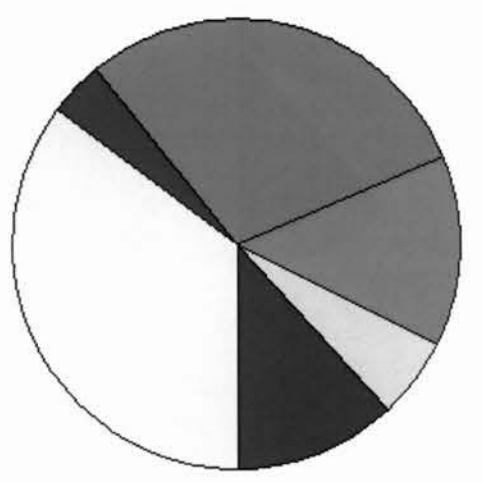
Personal	Count	Value
Agricultural	658	5,609,803
Commercial	604	54,072,387
Mobile Home	165	581,953
Total Personal	1,427	60,264,143
Total Exempt	0	0
TIF Increment Value		
Net Assessed		60,264,143
Net Assessed Under Protest	24	14,338,936
Public Service		
Total PS Value	185	65,870,398
TIF Increment Value		
Net Assessed		65,870,398

District Totals	Count	Value
Total Gross Value		183,100,072
Homestead Loss		1,865,530
Other Exemption Loss		145,017

TIF Increment Value		
Retained TIF Value		
Net Assessed Value		181,089,525

Net Assessed Under Protest		14,338,936
-----------------------------------	--	-------------------

* Public Service Protests Values are not included on this report.

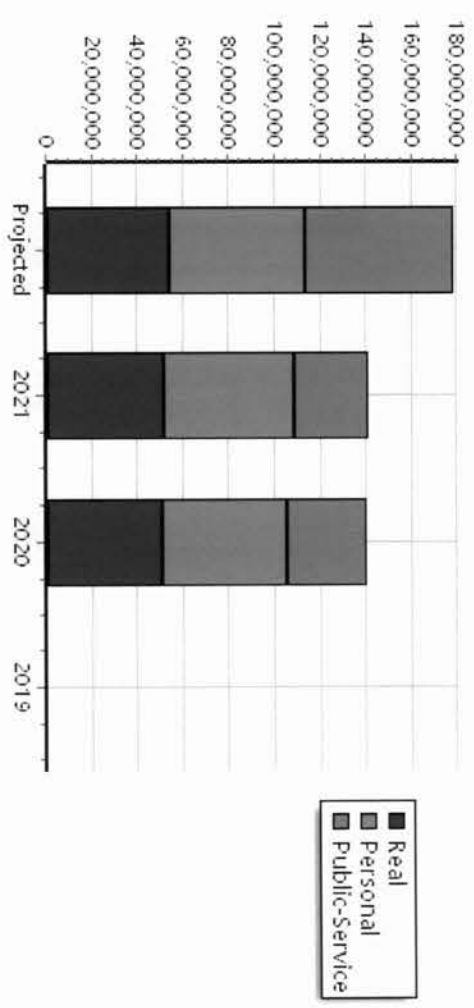
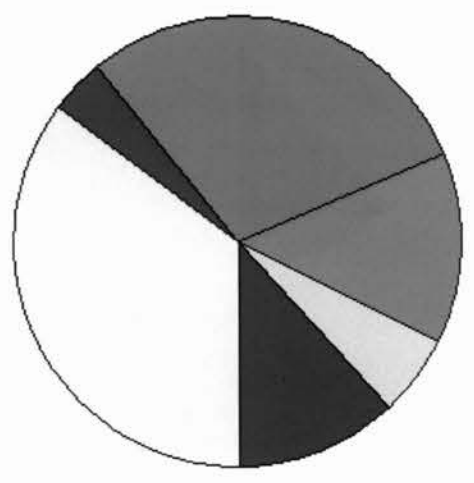


Real	Count	Value
Agricultural	4,855	21,245,983
Commercial	474	10,944,977
Residential	3,059	23,823,324
Total Real Value	8,388	56,014,284
Homestead	1,814	1,832,897
Veteran	13	145,017
Other	0	0
Total Exempt	1,849	1,977,914
TIF Increment Value		
Net Assessed		54,036,370
Net Assessed Under Protest	0	0
Senior Freeze	135	358,712
Capped Parcels	2,468	9,119,887

Personal	Count	Value
Agricultural	646	5,573,322
Commercial	588	52,716,249
Mobile Home	159	564,874
Total Personal	1,393	58,854,445
Total Exempt	0	0
TIF Increment Value		
Net Assessed		58,854,445
Net Assessed Under Protest	22	14,106,882
Public Service		
Total PS Value	178	65,097,603
TIF Increment Value		
Net Assessed		65,097,603

District Totals		
Total Gross Value		179,966,332
Homestead Loss		1,832,897
Other Exemption Loss		145,017
TIF Increment Value		
Retained TIF Value		
Net Assessed Value		177,988,418
Net Assessed Under Protest		14,106,882

* Public Service Protest Values are not included on this report.


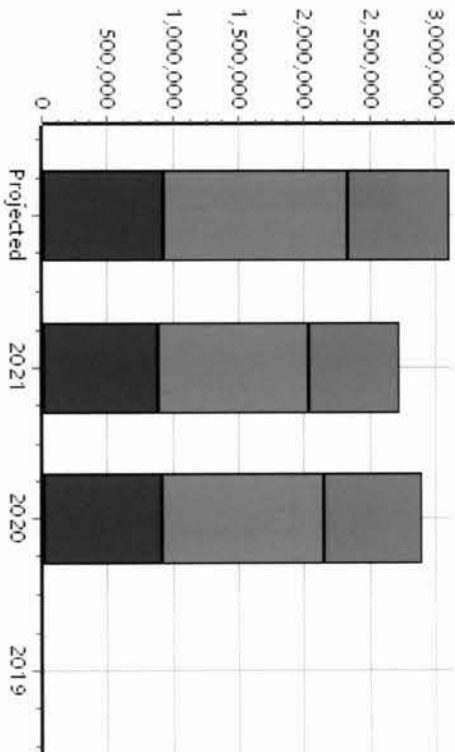
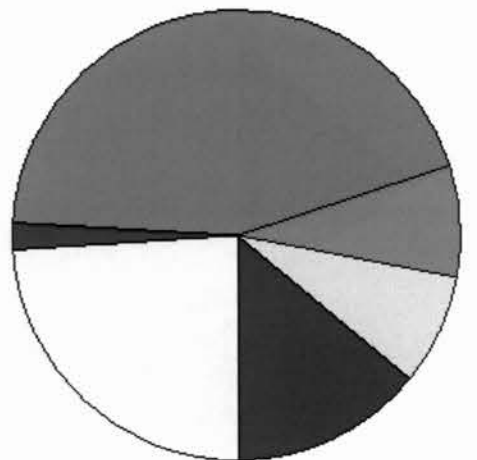


Real	Count	Value
Agricultural	143	412,225
Commercial	5	259,377
Residential	46	279,645
Total Real Value	194	951,247
Homestead	33	32,633
Veteran	0	0
Other	0	0
Total Exempt	33	32,633
TIF Increment Value		
Net Assessed		918,614
Net Assessed Under Protest	0	0
Senior Freeze	3	1,899
Capped Parcels	35	43,239

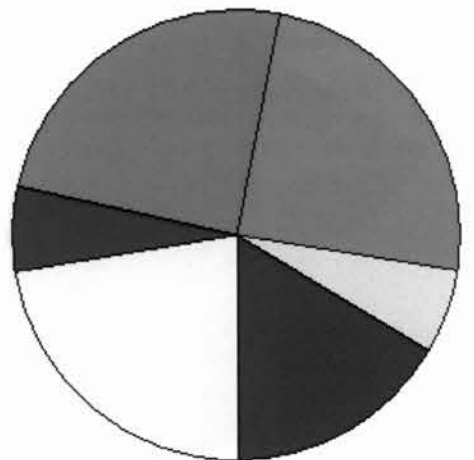
Personal	Count	Value
Agricultural	12	36,481
Commercial	16	1,356,138
Mobile Home	6	17,079
Total Personal	34	1,409,698
Total Exempt	0	0
TIF Increment Value		
Net Assessed		1,409,698
Net Assessed Under Protest	2	232,054
Public Service		
Total PS Value	7	772,795
TIF Increment Value		
Net Assessed		772,795

District Totals	Count	Value
Total Gross Value		3,133,740
Homestead Loss		32,633
Other Exemption Loss		0
TIF Increment Value		
Retained TIF Value		
Net Assessed Value		3,101,107
Net Assessed Under Protest		232,054

* Public Service Protests Values are not included on this report.

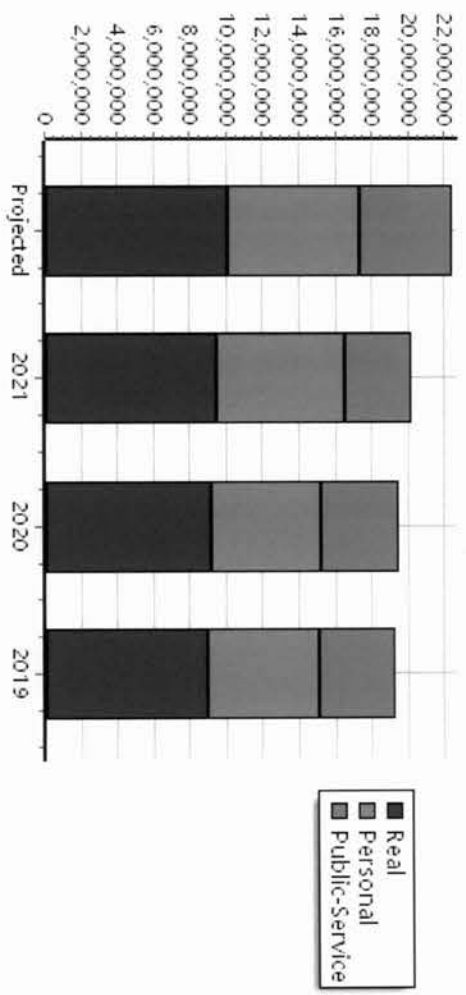


Real	Count	Value
Agricultural	675	3,682,265
Commercial	74	1,283,438
Residential	648	5,565,231
Total Real Value	1,397	10,530,934
Homestead	407	409,000
Veteran	4	63,792
Other	0	0
Total Exempt	413	472,792



Personal

Personal	Count	Value
Agricultural	141	1,346,772
Commercial	91	5,700,878
Mobile Home	56	199,592
Total Personal	288	7,247,242
Total Exempt	0	0
TIF Increment Value		
Net Assessed		7,247,242
Net Assessed Under Protest	2	1,226,990
Public Service		
Total PS Value	36	5,077,348
TIF Increment Value		
Net Assessed		5,077,348



District Totals

Total Gross Value	22,855,524
Homestead Loss	409,000
Other Exemption Loss	63,792
TIF Increment Value	
Retained TIF Value	
Net Assessed Value	22,382,732
Net Assessed Under Protest	1,226,990

* Public Service Protests Values are not included on this report.

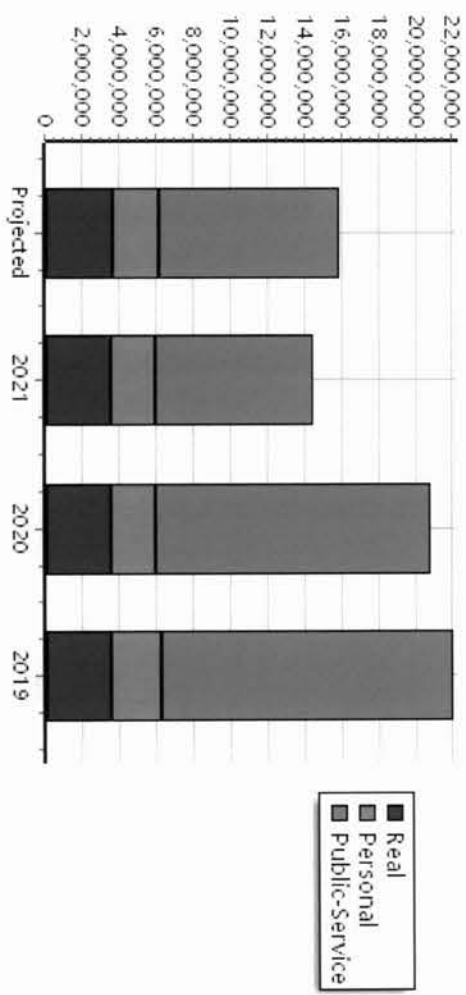
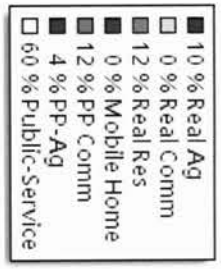
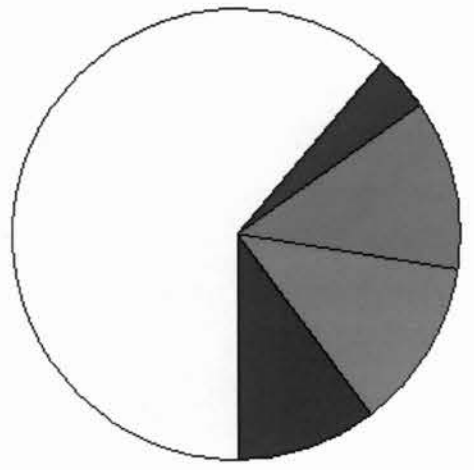
Real	Count	Value
Agricultural	358	1,655,703
Commercial	28	150,163
Residential	327	2,024,092
Total Real Value	713	3,829,958
Homestead	172	173,919
Veteran	1	13,887
Other	0	0
Total Exempt	175	187,806
TIF Increment Value		
Net Assessed		3,642,152
Net Assessed Under Protest	0	0
Senior Freeze	9	22,319
Capped Parcels	172	373,379

Personal	Count	Value
Agricultural	68	523,739
Commercial	52	1,869,932
Mobile Home	11	49,152
Total Personal	131	2,442,823
Total Exempt	0	0
TIF Increment Value		
Net Assessed		2,442,823
Net Assessed Under Protest	2	435,923
Public Service		
Total PS Value	22	9,719,120
TIF Increment Value		
Net Assessed		9,719,120

District Totals	
Total Gross Value	15,991,901
Homestead Loss	173,919
Other Exemption Loss	13,887

TIF Increment Value	
Retained TIF Value	
Net Assessed Value	15,804,095
Net Assessed Under Protest	435,923

* Public Service Protests Values are not included on this report.



Real	Count	Value
Agricultural	1,784	7,357,021
Commercial	291	4,634,074
Residential	1,594	12,442,061
Total Real Value	3,669	24,433,156
Homestead	871	882,314
Veteran	7	46,696
Other	0	0
Total Exempt	891	929,010

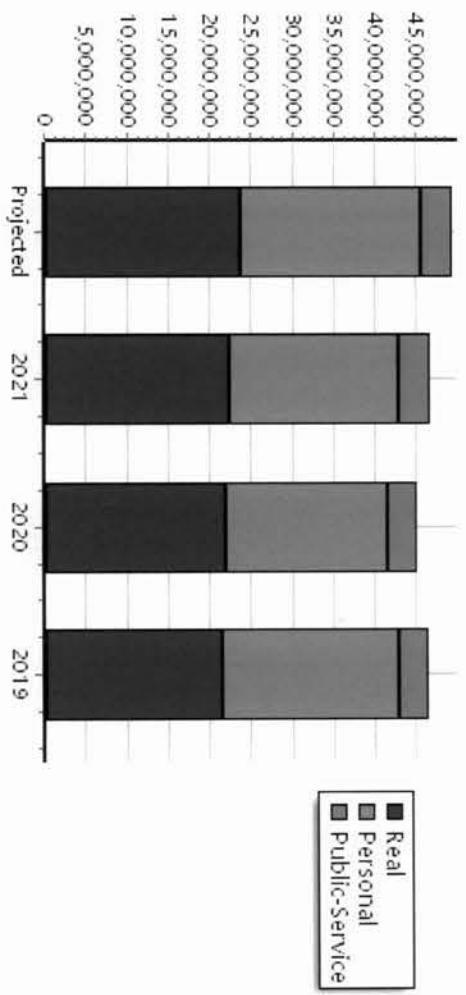
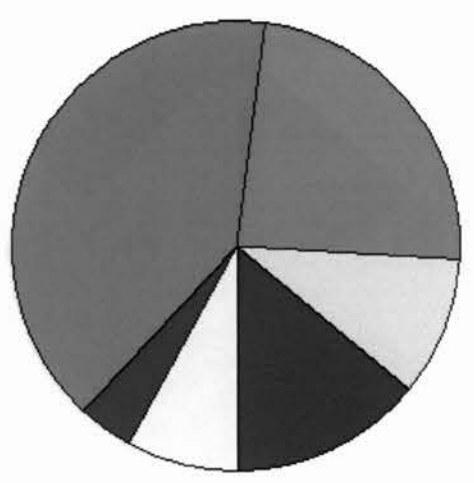
Personal	Count	Value
Agricultural	235	2,027,316
Commercial	287	19,612,675
Mobile Home	56	162,544
Total Personal	578	21,802,535
Total Exempt	0	0

TIF Increment Value		
Net Assessed		21,802,535
Net Assessed Under Protest	2	4,794,706
Public Service		
Total PS Value	26	3,860,468
TIF Increment Value		
Net Assessed		3,860,468

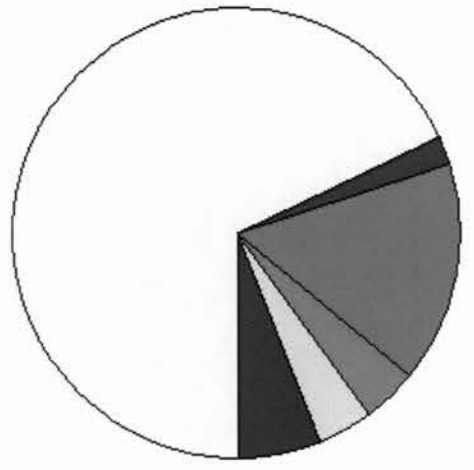
District Totals	
Total Gross Value	50,096,159
Homestead Loss	882,314
Other Exemption Loss	46,696
TIF Increment Value	
Retained TIF Value	
Net Assessed Value	49,167,149

Net Assessed Under Protest 4,794,706

* Public Service Protest Values are not included on this report.



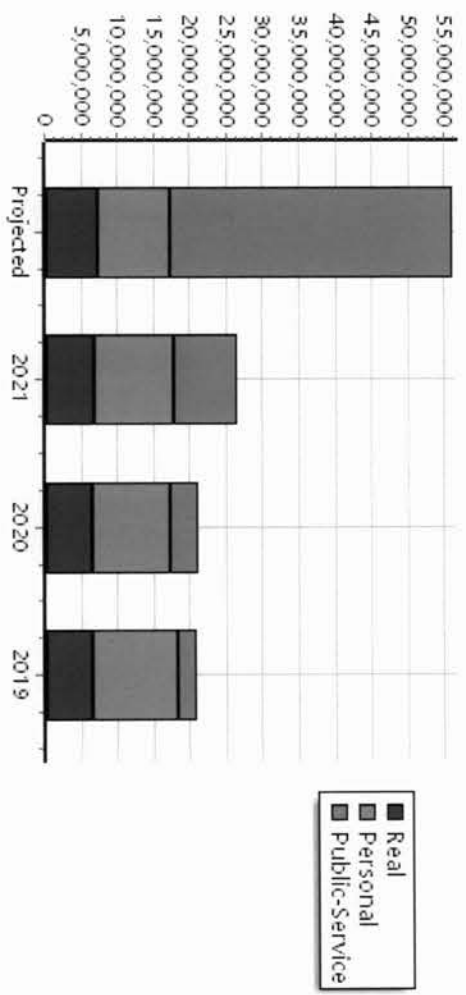
Real	Count	Value
Agricultural	619	2,874,138
Commercial	46	2,202,526
Residential	291	2,142,269
Total Real Value	956	7,218,933
Homestead	179	180,096
Veteran	0	0
Other	0	0
Total Exempt	181	180,096



Personal	Count	Value
Agricultural	83	830,249
Commercial	58	9,329,128
Mobile Home	10	42,237
Total Personal	151	10,201,614
Total Exempt	0	0

TIF Increment Value		
Net Assessed		10,201,614
Net Assessed Under Protest	3	1,094,938

Public Service	Count	Value
Total PS Value	29	38,727,647
TIF Increment Value		
Net Assessed		38,727,647



District Totals	Value
Total Gross Value	56,148,194
Homestead Loss	180,096
Other Exemption Loss	0
TIF Increment Value	
Retained TIF Value	
Net Assessed Value	55,968,098
Net Assessed Under Protest	1,094,938

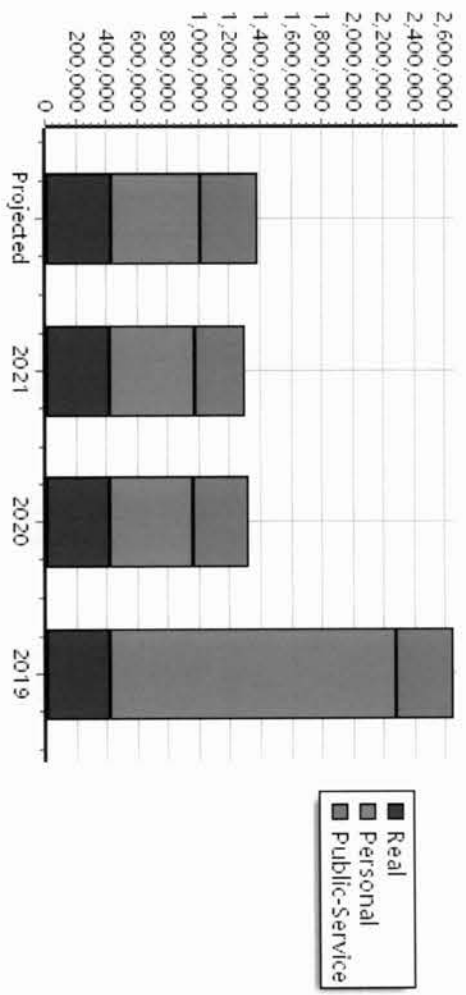
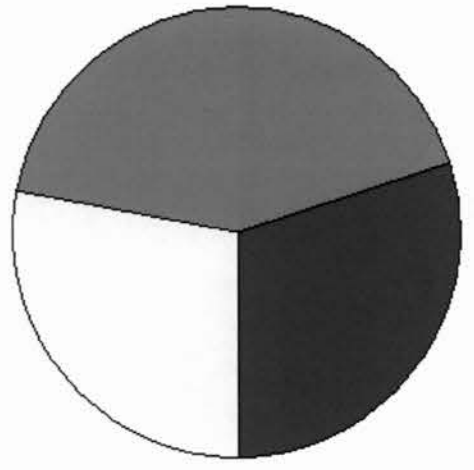
* Public Service Protest Values are not included on this report.

Real	Count	Value
Agricultural	42	420,996
Commercial	0	0
Residential	0	0
Total Real Value	42	420,996
Homestead	1	1,000
Veteran	0	0
Other	0	0
Total Exempt	1	1,000
TIF Increment Value		
Net Assessed		419,996
Net Assessed Under Protest	0	0
Senior Freeze	0	0
Capped Parcels	20	114,590

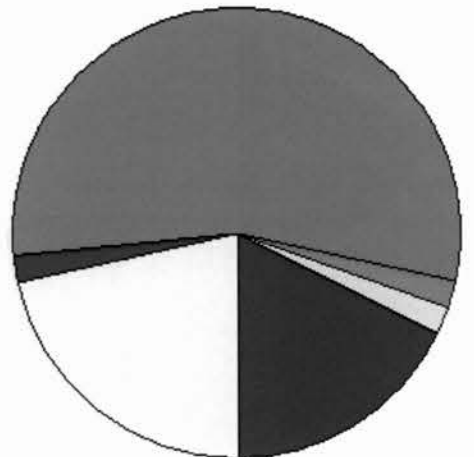
Personal	Count	Value
Agricultural	1	1,854
Commercial	7	584,410
Mobile Home	0	0
Total Personal	8	586,264
Total Exempt	0	0
TIF Increment Value		
Net Assessed		586,264
Net Assessed Under Protest	2	269,217
Public Service		
Total PS Value	5	373,185
TIF Increment Value		
Net Assessed		373,185

District Totals		
Total Gross Value		1,380,445
Homestead Loss		1,000
Other Exemption Loss		0
TIF Increment Value		
Retained TIF Value		
Net Assessed Value		1,379,445
Net Assessed Under Protest		269,217

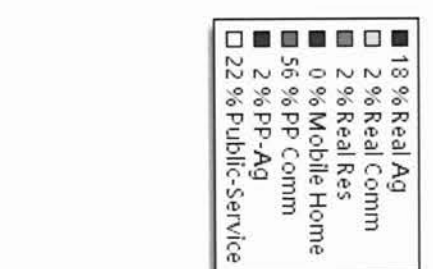
* Public Service Protests Values are not included on this report.



Real	Count	Value
Agricultural	516	1,843,657
Commercial	8	271,064
Residential	17	147,601
Total Real Value	541	2,262,322
Homestead	29	29,000
Veteran	0	0
Other	0	0
Total Exempt	29	29,000



Personal	Count	Value
Agricultural	16	149,430
Commercial	23	5,812,050
Mobile Home	3	21,026
Total Personal	42	5,982,506
Total Exempt	0	0

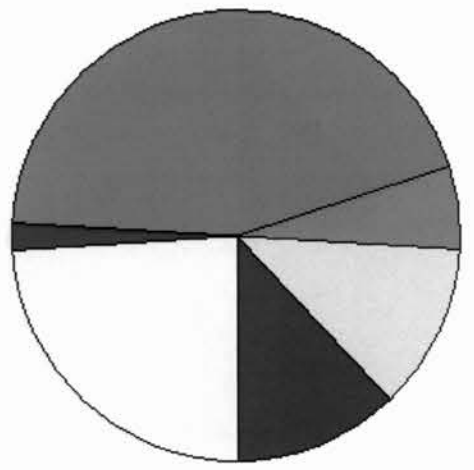


Net Assessed		5,982,506
Net Assessed Under Protest	2	2,184,037
Public Service		
Total PS Value	12	2,293,104
TIF Increment Value		
Net Assessed		2,293,104

District Totals	
Total Gross Value	10,537,932
Homestead Loss	29,000
Other Exemption Loss	0
TIF Increment Value	
Retained TIF Value	
Net Assessed Value	10,508,932
Net Assessed Under Protest	2,184,037

* Public Service Protests Values are not included on this report.

Real	Count	Value
Agricultural	613	2,275,983
Commercial	26	2,401,967
Residential	145	1,128,661
Total Real Value	784	5,806,611
Homestead	112	112,568
Veteran	1	20,642
Other	0	0
Total Exempt	114	133,210



Personal

Personal	Count	Value
Agricultural	65	368,392
Commercial	39	8,171,232
Mobile Home	20	82,430
Total Personal	124	8,622,054
Total Exempt	0	0



TIF Increment Value


Net Assessed 8,622,054

Net Assessed Under Protest 3,770,021

Public Service	Count	Value
Total PS Value	14	4,386,637

TIF Increment Value

Net Assessed 4,386,637



District Totals

Total Gross Value	18,815,302
Homestead Loss	112,568
Other Exemption Loss	20,642

TIF Increment Value

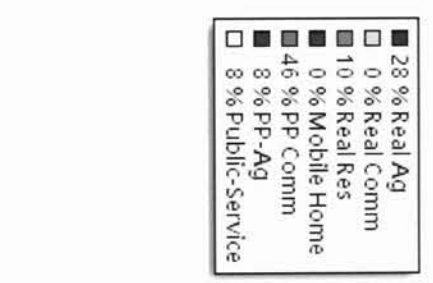
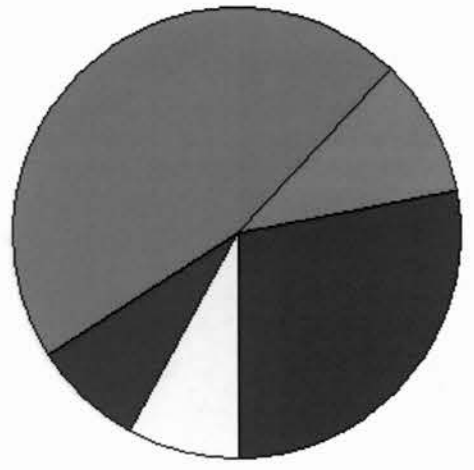
Retained TIF Value

Net Assessed Value 18,682,092

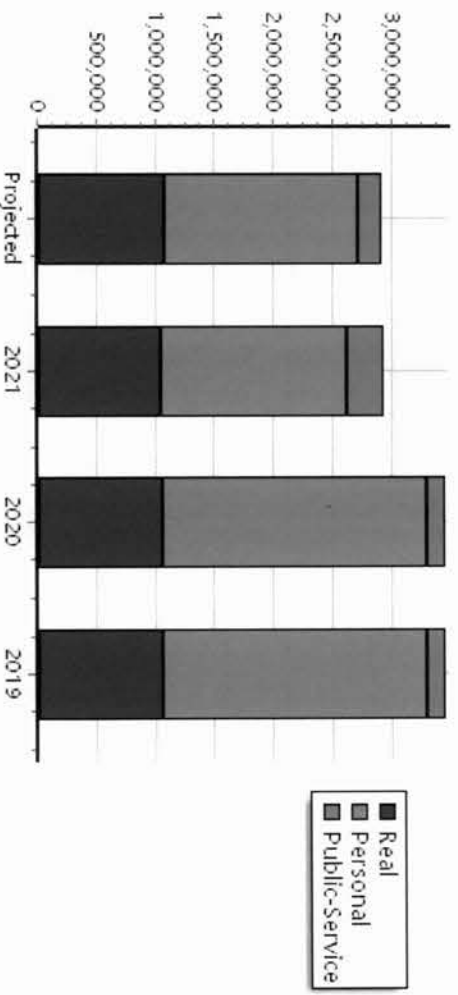
Net Assessed Under Protest 3,770,021

* Public Service Protests Values are not included on this report.

Real	Count	Value
Agricultural	193	814,418
Commercial	1	1,745
Residential	27	284,291
Total Real Value	221	1,100,454
Homestead	28	28,000
Veteran	0	0
Other	0	0
Total Exempt	28	28,000



Personal	Count	Value
Agricultural	25	249,642
Commercial	17	1,376,315
Mobile Home	1	1,528
Total Personal	43	1,627,485
Total Exempt	0	0
TIF Increment Value		
Net Assessed		1,627,485
Net Assessed Under Protest	3	214,722



District Totals	
Total Gross Value	2,942,355
Homestead Loss	28,000
Other Exemption Loss	0
TIF Increment Value	
Retained TIF Value	
Net Assessed Value	2,914,355
Net Assessed Under Protest	214,722

* Public Service Protests Values are not included on this report.

Real	Count	Value
Agricultural	143	412,225
Commercial	5	259,377
Residential	46	279,645
Total Real Value	194	951,247
Homestead	33	32,633
Veteran	0	0
Other	0	0
Total Exempt	33	32,633
TIF Increment Value		
Net Assessed		918,614
Net Assessed Under Protest	0	0
Senior Freeze	3	1,899
Capped Parcels	35	43,239

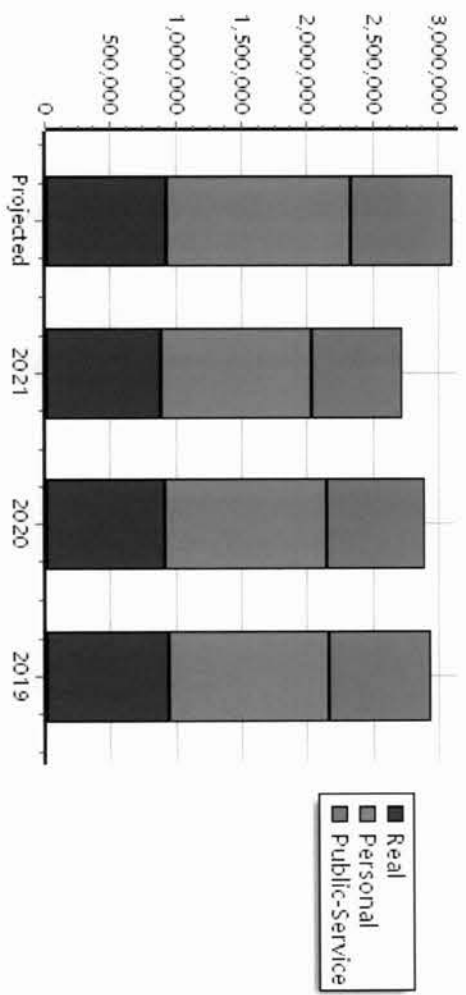
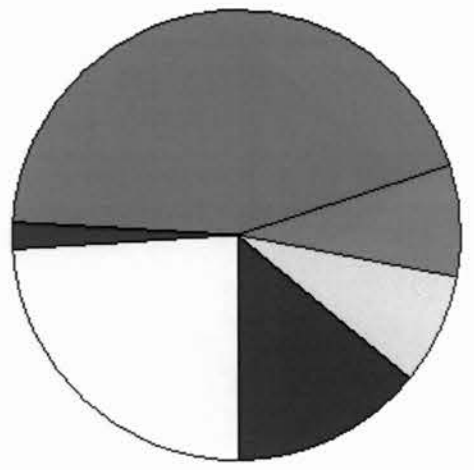
Personal	Count	Value
Agricultural	12	36,481
Commercial	16	1,356,138
Mobile Home	6	17,079
Total Personal	34	1,409,698
Total Exempt	0	0
TIF Increment Value		
Net Assessed		1,409,698
Net Assessed Under Protest	2	232,054
Public Service		
Total PS Value	7	772,795
TIF Increment Value		
Net Assessed		772,795

District Totals	Value
Total Gross Value	3,133,740
Homestead Loss	32,633
Other Exemption Loss	0

TIF Increment Value	
Retained TIF Value	
Net Assessed Value	3,101,107

Net Assessed Under Protest	232,054
-----------------------------------	----------------

* Public Service Protests Values are not included on this report.

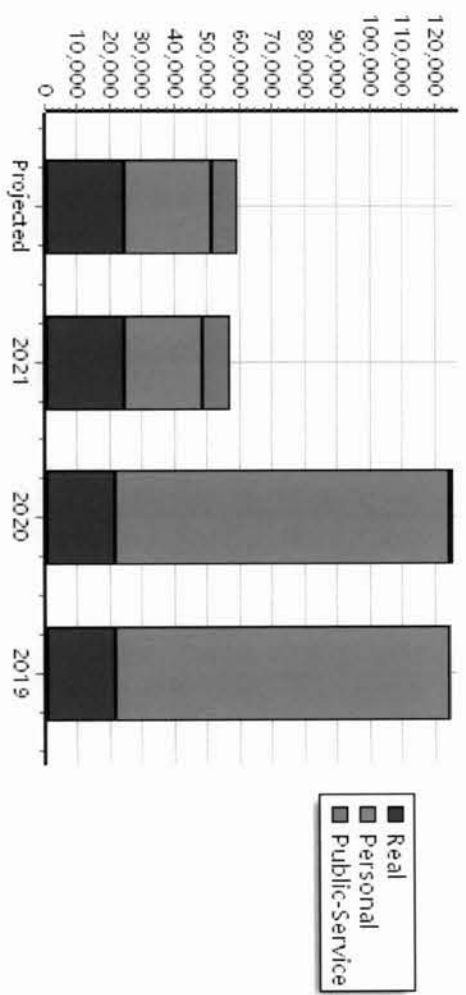
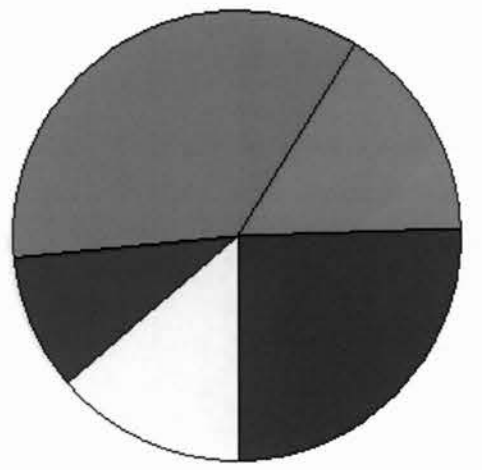


Real	Count	Value
Agricultural	4	16,059
Commercial	0	0
Residential	1	9,256
Total Real Value	5	25,315
Homestead	1	1,000
Veteran	0	0
Other	0	0
Total Exempt	1	1,000
TIF Increment Value		
Net Assessed		24,315
Net Assessed Under Protest	0	0
Senior Freeze	0	0
Capped Parcels	1	6,298

Personal	Count	Value
Agricultural	2	5,506
Commercial	4	20,958
Mobile Home	0	0
Total Personal	6	26,464
Total Exempt	0	0
TIF Increment Value		
Net Assessed		26,464
Net Assessed Under Protest	1	1,237
Public Service		
Total PS Value	5	7,967
TIF Increment Value		
Net Assessed		7,967

District Totals		
Total Gross Value		59,746
Homestead Loss		1,000
Other Exemption Loss		0
TIF Increment Value		
Retained TIF Value		
Net Assessed Value		58,746
Net Assessed Under Protest		1,237

* Public Service Protests Values are not included on this report.



Real	Count	Value
Agricultural	5	46,975
Commercial	0	0
Residential	0	0
Total Real Value	5	46,975
Homestead	0	0
Veteran	0	0
Other	0	0
Total Exempt	0	0

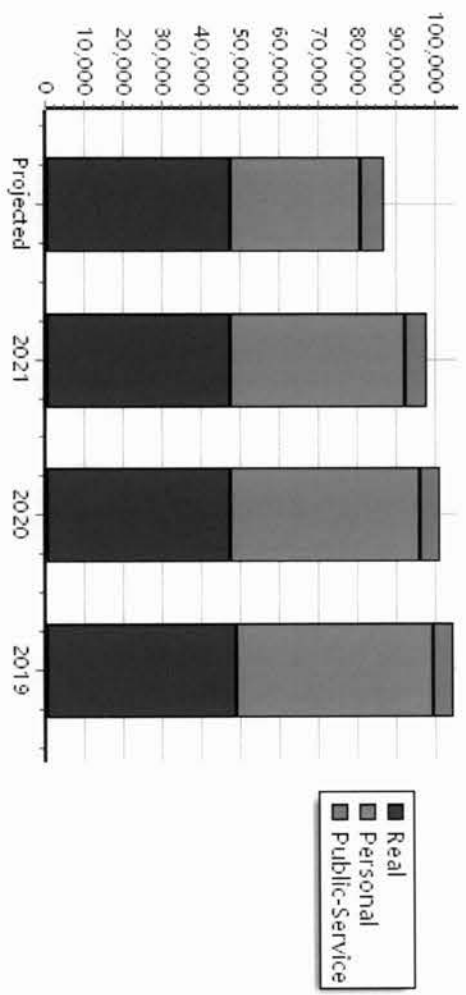
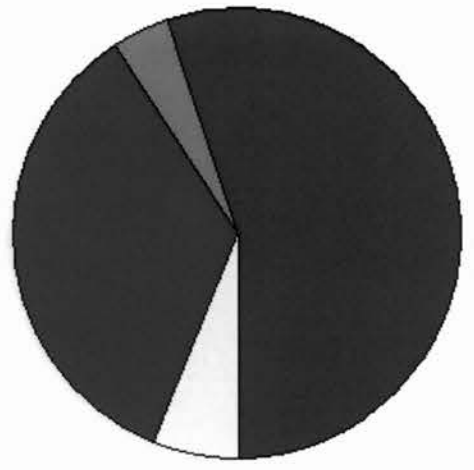
Personal	Count	Value
Agricultural	1	29,876
Commercial	2	3,806
Mobile Home	0	0
Total Personal	3	33,682
Total Exempt	0	0

TIF Increment Value		
Net Assessed		33,682
Net Assessed Under Protest	1	1,285
Public Service		
Total PS Value	3	5,999
TIF Increment Value		
Net Assessed		5,999

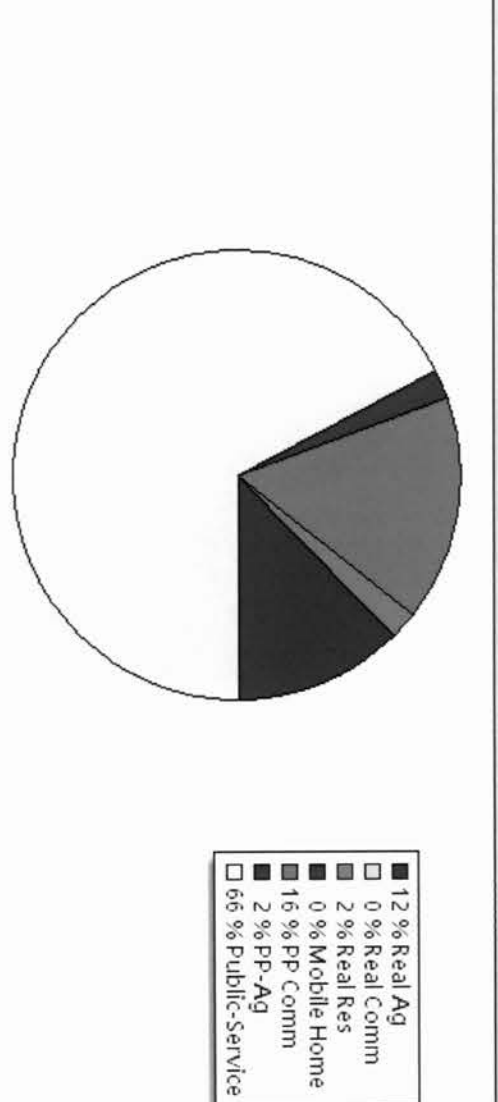
District Totals		
Total Gross Value		86,656
Homestead Loss		0
Other Exemption Loss		0

TIF Increment Value		
Retained TIF Value		
Net Assessed Value		86,656
Net Assessed Under Protest		1,285

* Public Service Protests Values are not included on this report.



Real	Count	Value
Agricultural	11	58,185
Commercial	0	0
Residential	2	10,634
Total Real Value	13	68,819
Homestead	3	3,000
Veteran	0	0
Other	0	0
Total Exempt	3	3,000



Personal

	Count	Value
Agricultural	3	11,395
Commercial	4	78,403
Mobile Home	0	0
Total Personal	7	89,798
Total Exempt	0	0

TIF Increment Value

Net Assessed 89,798

Net Assessed Under Protest 23,249

Public Service Count 1

Total PS Value 318,137

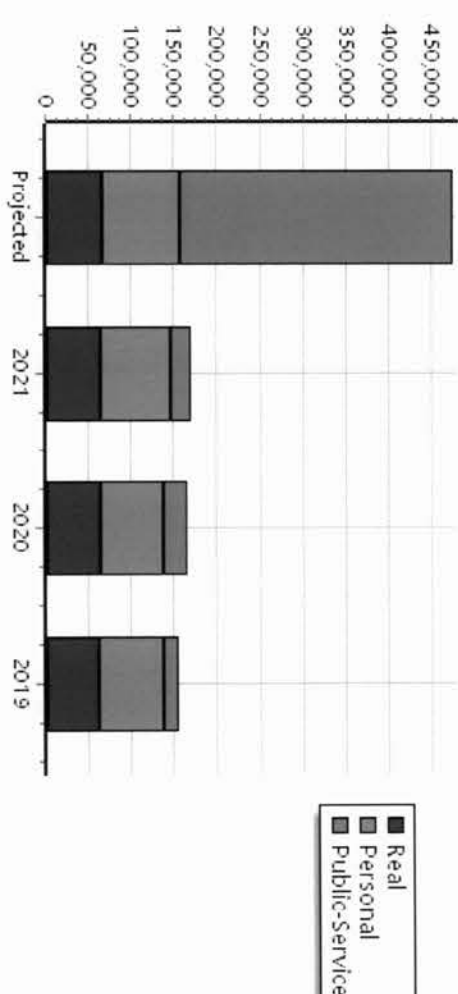
TIF Increment Value

Net Assessed 318,137

District Totals

Total Gross Value	476,754
Homestead Loss	3,000
Other Exemption Loss	0
TIF Increment Value	0
Retained TIF Value	0
Net Assessed Value	473,754
Net Assessed Under Protest	23,249

* Public Service Protests Values are not included on this report.




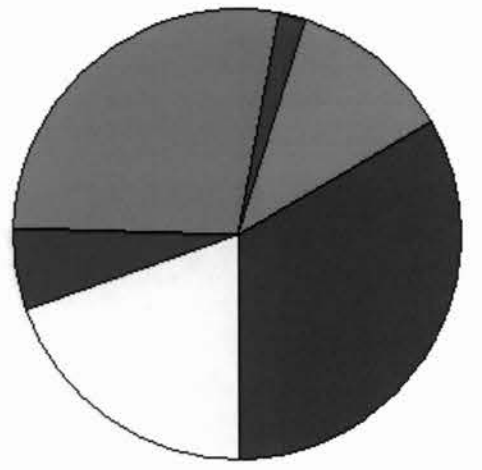
Real	Count	Value
Agricultural	35	200,583
Commercial	0	0
Residential	7	69,228
Total Real Value	42	269,811
Homestead	11	13,000
Veteran	0	0
Other	0	0
Total Exempt	13	13,000

Personal	Count	Value
Agricultural	6	29,151
Commercial	4	156,462
Mobile Home	2	6,365
Total Personal	12	191,978
Total Exempt	0	0

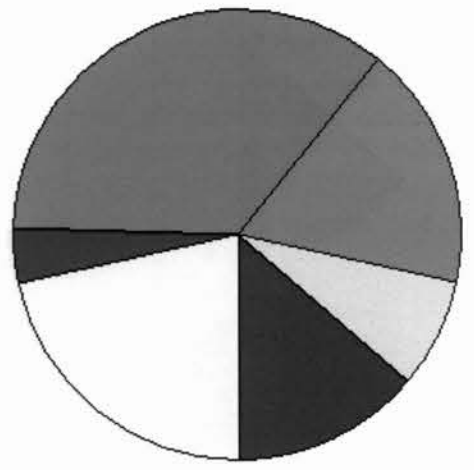
TIF Increment Value		
Net Assessed		191,978
Net Assessed Under Protest	1	90,557
Public Service		
Total PS Value	9	113,575
TIF Increment Value		
Net Assessed		113,575

District Totals	
Total Gross Value	575,364
Homestead Loss	13,000
Other Exemption Loss	0
TIF Increment Value	
Retained TIF Value	
Net Assessed Value	562,364
Net Assessed Under Protest	90,557

* Public Service Protests Values are not included on this report.

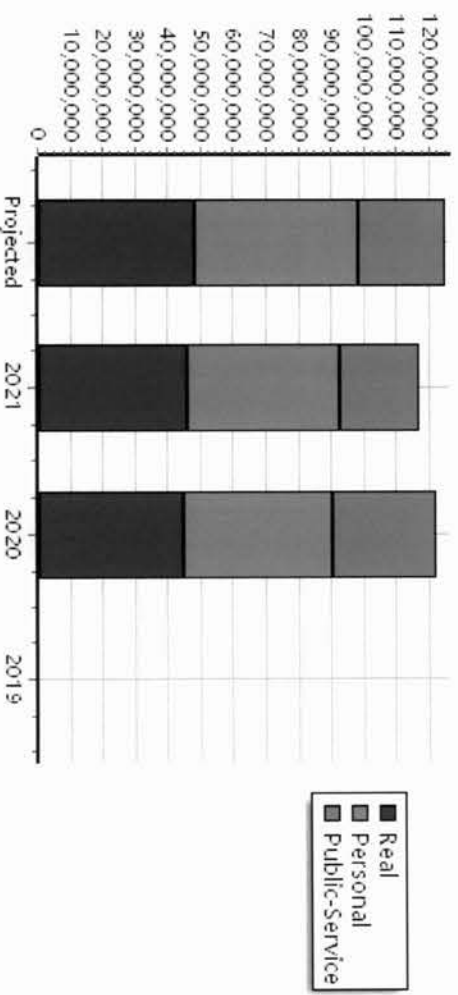


Real	Count	Value
Agricultural	4,363	18,678,910
Commercial	433	9,001,828
Residential	2,812	21,950,066
Total Real Value	7,608	49,630,804
Homestead	1,665	1,682,434
Veteran	13	145,017
Other	0	0
Total Exempt	1,698	1,827,451



- 14 % Real Ag
- 8 % Real Comm
- 18 % Real Res
- 0 % Mobile Home
- 36 % PP-Comm
- 4 % PP-Ag
- 22 % Public-Service

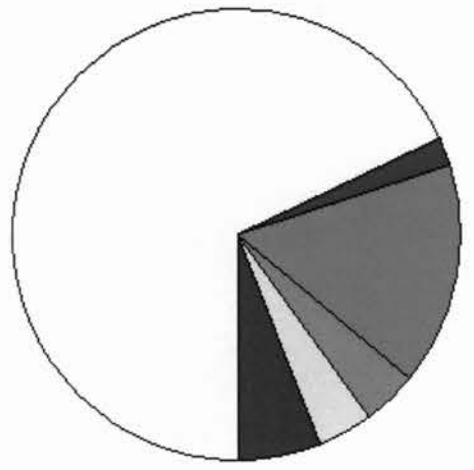
Personal	Count	Value
Agricultural	571	4,738,283
Commercial	540	44,661,050
Mobile Home	155	539,716
Total Personal	1,266	49,939,049
Total Exempt	0	0
TIF Increment Value		
Net Assessed		49,939,049
Net Assessed Under Protest	19	13,219,464



District Totals	
Total Gross Value	126,388,468
Homestead Loss	1,682,434
Other Exemption Loss	145,017
TIF Increment Value	
Retained TIF Value	
Net Assessed Value	124,561,017
Net Assessed Under Protest	13,219,464

* Public Service Protests Values are not included on this report.

Real	Count	Value
Agricultural	635	2,979,298
Commercial	46	2,202,526
Residential	293	2,152,903
Total Real Value	974	7,334,727
Homestead	182	183,096
Veteran	0	0
Other	0	0
Total Exempt	184	183,096



TIF Increment Value		
Net Assessed	7,151,631	
Net Assessed Under Protest	0	
Senior Freeze	19	95,148
Capped Parcels	427	1,070,741

Personal	Count	Value
Agricultural	87	871,520
Commercial	64	9,411,337
Mobile Home	10	42,237
Total Personal	161	10,325,094
Total Exempt	0	0

TIF Increment Value		
Net Assessed	10,325,094	
Net Assessed Under Protest	1,119,472	
Public Service	Count	Value
Total PS Value	40	39,051,783
TIF Increment Value		
Net Assessed	39,051,783	

District Totals	
Total Gross Value	56,711,604
Homestead Loss	183,096
Other Exemption Loss	0

TIF Increment Value	
Retained TIF Value	
Net Assessed Value	56,528,508

Net Assessed Under Protest	1,119,472
-----------------------------------	------------------

* Public Service Protests Values are not included on this report.

